



*Peace Through Governance*

*[oneearthfuture.org](http://oneearthfuture.org)*

# O E F P R O G R A M S



# THE STATE OF MARITIME PIRACY 2017

*ASSESSING THE ECONOMIC AND HUMAN COST*



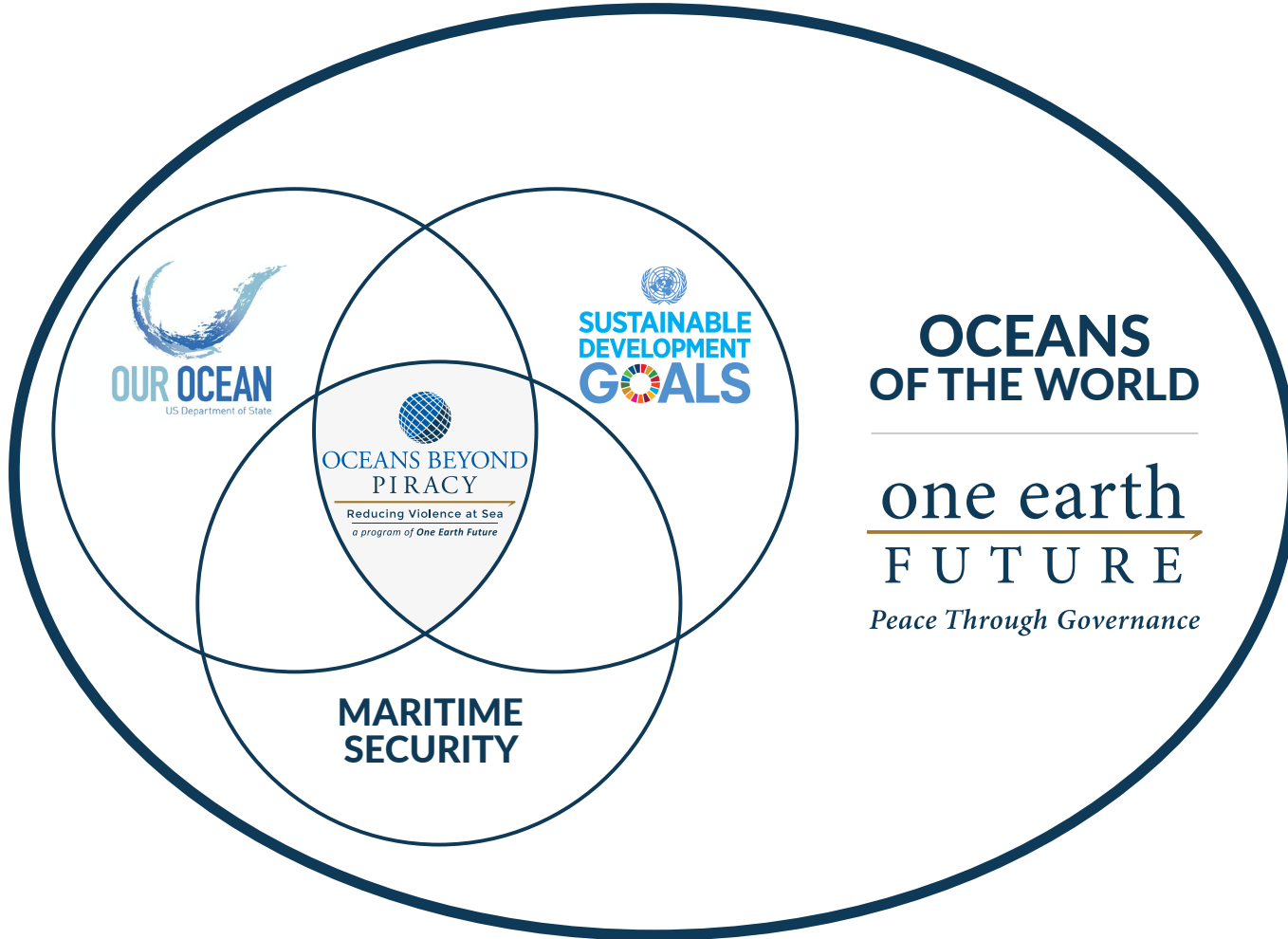
OCEANS BEYOND PIRACY

Reducing Violence at Sea

*a program of One Earth Future*

REPORT LAUNCH EVENT


MAY 23rd, 2018 | LONDON, UK





# THE STATE OF MARITIME PIRACY 2017

*ASSESSING THE ECONOMIC AND HUMAN COST*



**Maisie Pigeon**

lead author



*Photo Credit: Patrick T. Fallon*

## Comprehensive Analysis of Economic Costs and Human Costs

- Economic costs focus on first-order costs

- Conservative estimates

Human costs focus on impact of attacks on seafarers

- Injuries may be physical or psychological



# INTRODUCTION

- Violent acts of piracy down globally
- Small surge in high-profile incidents in East Africa in Q1
- Gulf of Guinea continues to be area of concern
- Kidnap-for-ransom significantly down in Asia
- Increases from 2016 to 2017 in robbery/armed robbery at sea incidents in Latin America and the Caribbean



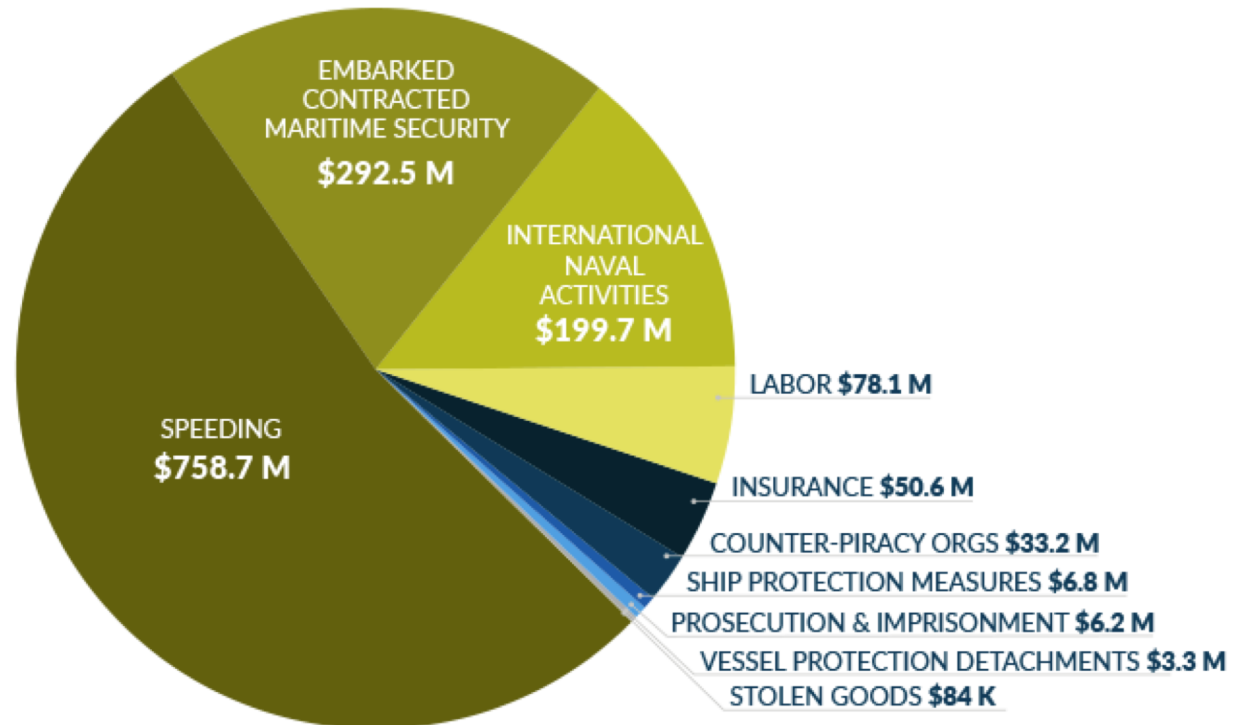
*Photo Credit: OceanUsLive*

# EAST AFRICA

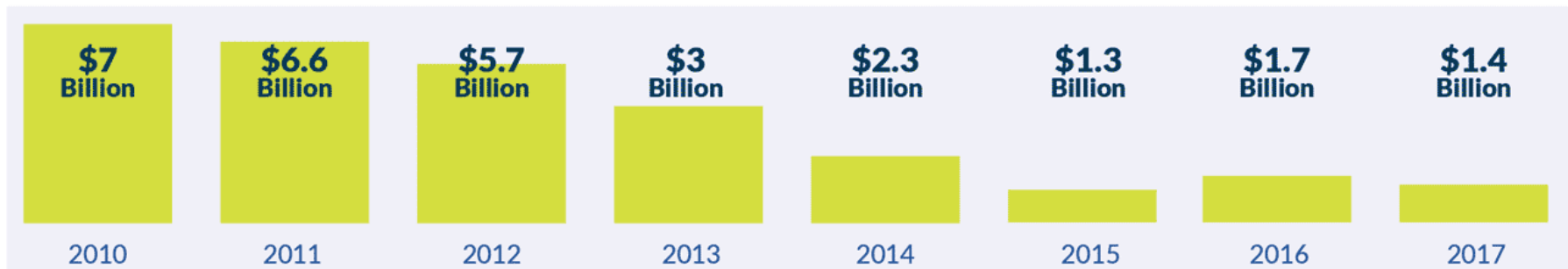




**EAST  
AFRICA**  
**\$1.4 BILLION**  
TOTAL  
ECONOMIC COST



ECONOMIC COST OF SOMALI PIRACY (2010-2017)



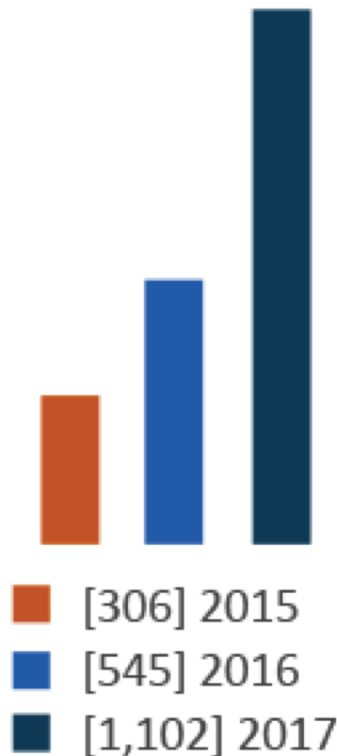




Siraj and Jaber while being held near Ceel Hurr.

*Photo credit: EU NAVFOR*

**TOTAL SEAFARERS  
EXPOSED TO  
PIRACY/ROBBERY  
(2015 - 2017)**

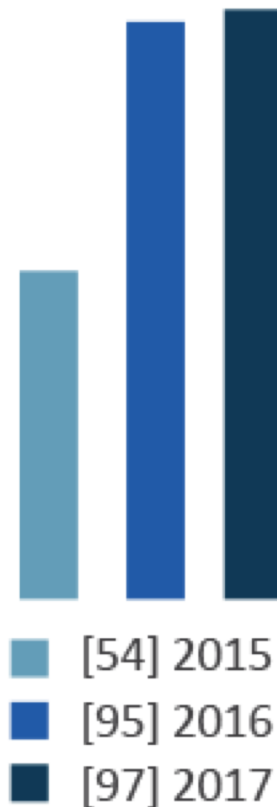


**SEAFARERS EXPOSED TO  
PIRACY/ROBBERY  
BY INCIDENT TYPE (2017)**

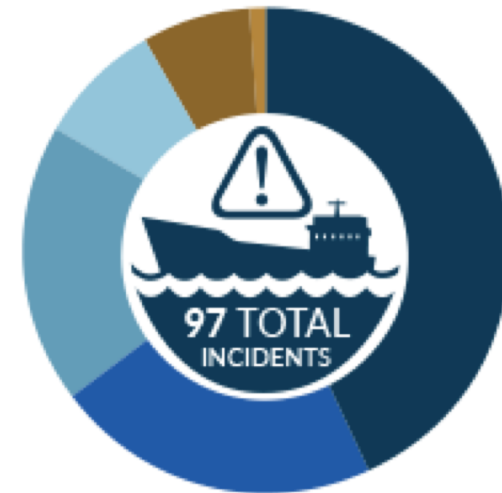




## TOTAL INCIDENTS OF PIRACY/ROBBERY (2015 - 2017)

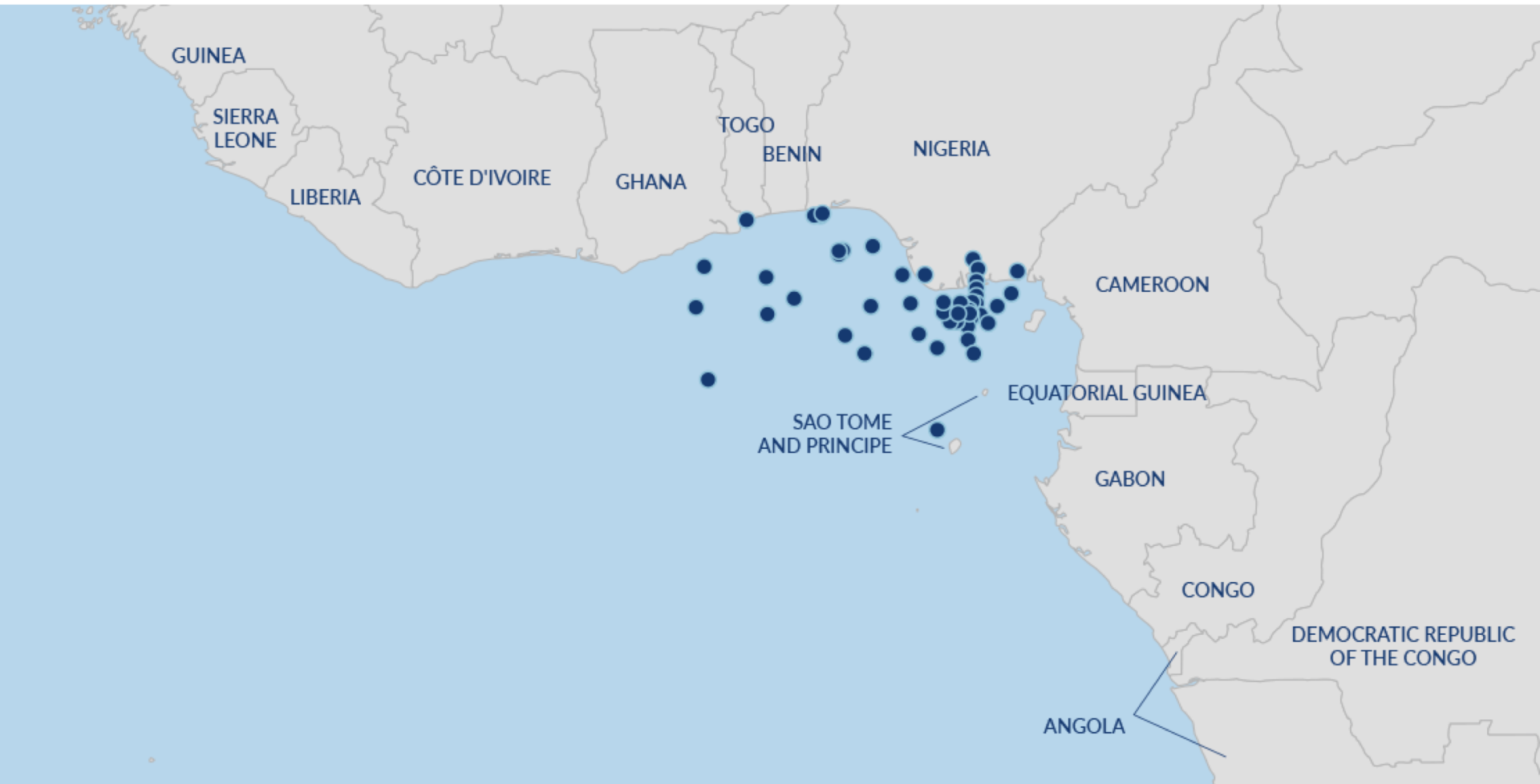


## PIRACY/ROBBERY INCIDENTS BY TYPE (2017)



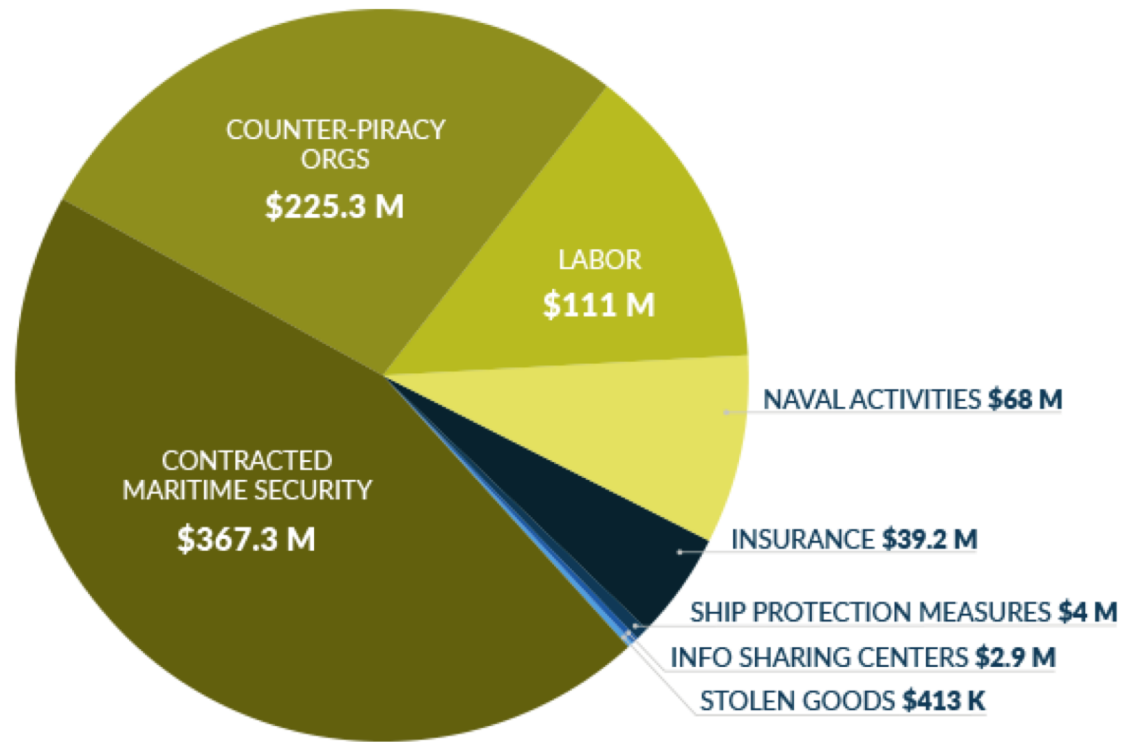
- [42] Failed Attack
- [21] Kidnapping
- [18] Suspicious Activity
- [8] Armed Robbery
- [7] Robbery
- [1] Hijacking (for cargo theft)

# WEST AFRICA





**WEST  
AFRICA**  
**\$818.1 MILLION**  
TOTAL  
ECONOMIC COST



ECONOMIC COST OF PIRACY IN WEST AFRICA (2015-2017)

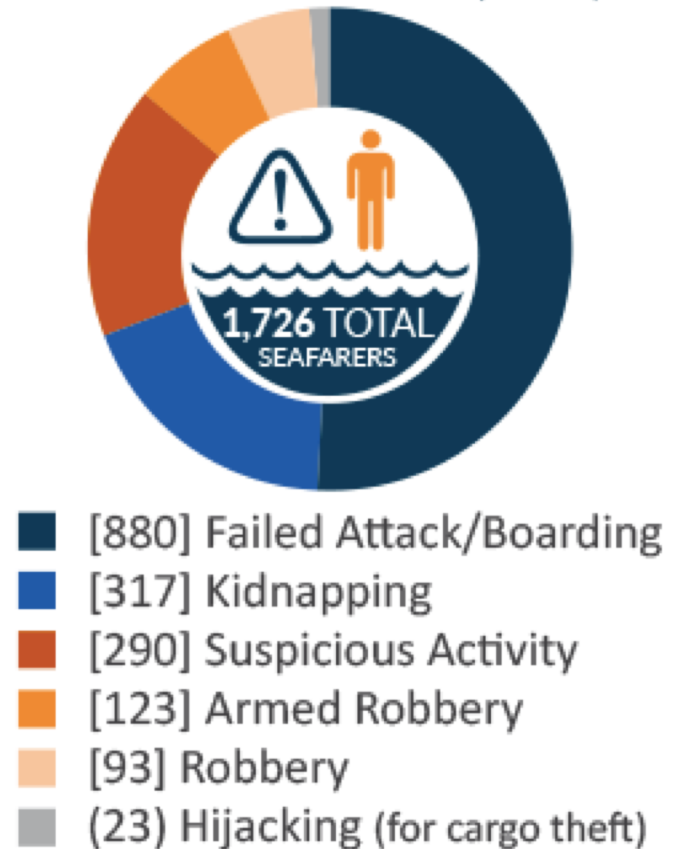


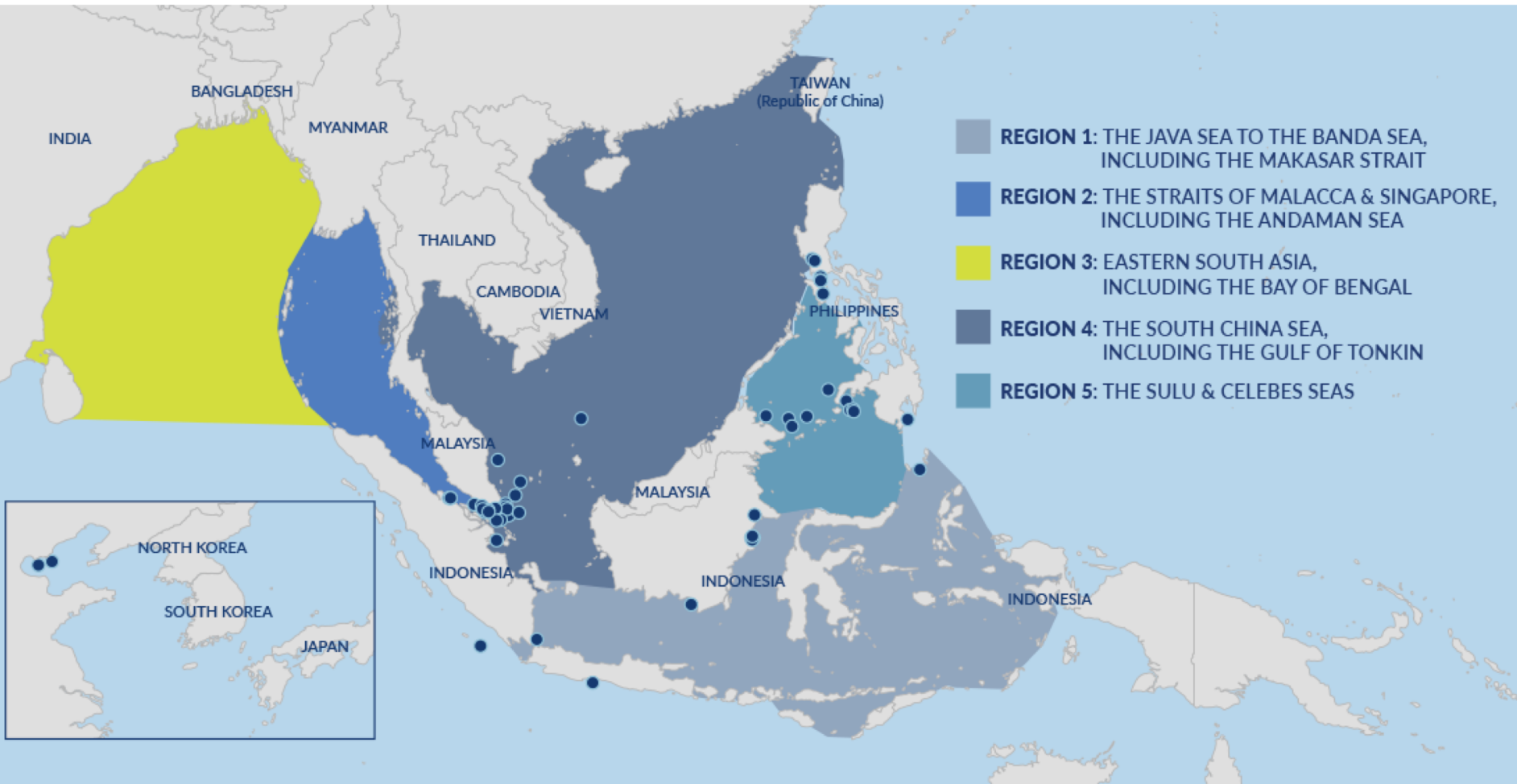


**TOTAL SEAFARERS  
EXPOSED TO  
PIRACY/ROBBERY  
(2015 - 2017)**



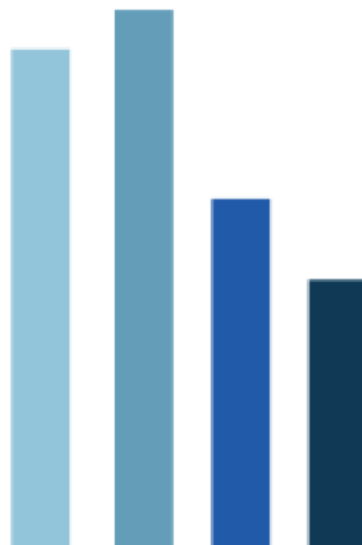
**SEAFARERS EXPOSED TO  
PIRACY/ROBBERY  
BY INCIDENT TYPE (2017)**







## TOTAL INCIDENTS OF PIRACY/ROBBERY (2014 - 2017)



[185] 2014

[199] 2015

[129] 2016

[99] 2017

## PIRACY/ROBBERY INCIDENTS BY TYPE (2017)



[32] Robbery

[29] Failed Attack/Boarding

[23] Armed Robbery

[8] Suspicious Activity

[4] Kidnapping

[3] Hijacking (for Cargo Theft)



Philippine / Japanese Coast Guard joint anti-piracy exercise.  
Photo Credit: AFP

- Economic costs of piracy in Asia complicated to calculate
- Value of stolen goods estimated at \$6.3 million



## TOTAL SEAFARERS EXPOSED TO PIRACY/ROBBERY (2015 - 2017)



## SEAFARERS EXPOSED TO PIRACY/ROBBERY BY INCIDENT TYPE (2017)





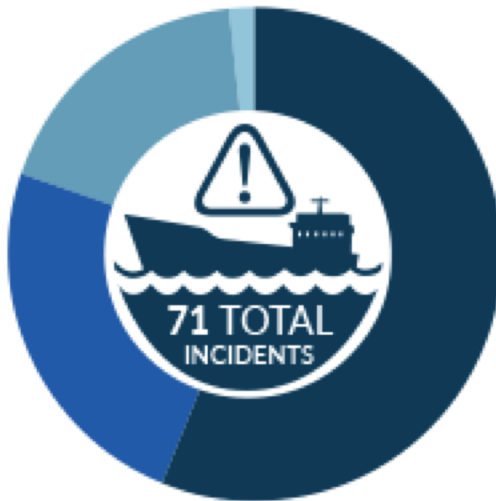


*Photo Credit: DYT Yacht Transport*

- Theft from vessels at anchor continues to be a problem
- 71 total incidents in 2017, up from 27 in 2016
- Yachts continue to be primary targets

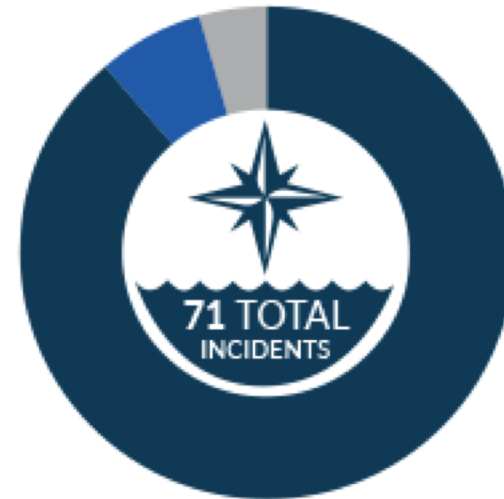


## PIRACY/ROBBERY INCIDENTS BY TYPE (2017)



- [40] Robbery
- [17] Failed Attack
- [13] Armed Robbery
- [1] Hijacking (not for cargo theft)

## PIRACY/ROBBERY INCIDENTS BY VESSEL MOVEMENT (2017)



- [63] Anchored
- [5] Steaming
- [3] Unknown

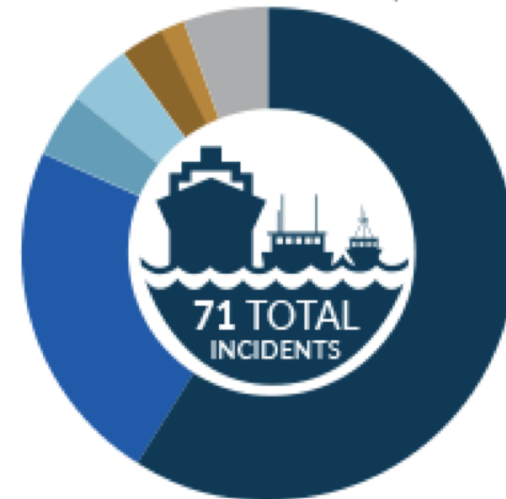


## SEAFARERS EXPOSED TO PIRACY/ROBBERY BY INCIDENT TYPE (2017)



- [424] Robbery
- [219] Failed Attack
- [143] Armed Robbery
- [68] Hijacking  
(not for cargo theft)

## PIRACY/ROBBERY INCIDENTS BY VESSEL TYPE (2017)



- [42] Yacht
- [16] Tanker
- [3] Bulk Carrier
- [3] Fishing Ship
- [2] Cargo
- [1] Container
- [4] Other